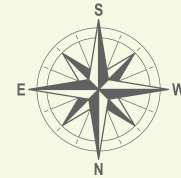


FLOOR MAP

NORTH FACING UNIT



Ground Floor

SUPER BUILT-UP AREA
4802 SQ FT



First Floor

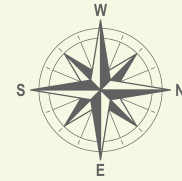
BUILT-UP AREA
4002 SQ FT



Second Floor

CARPET AREA
3114 SQ FT

EAST FACING UNIT



Ground Floor

SUPER BUILT-UP AREA
4305 SQ FT



First Floor


BUILT-UP AREA
3587 SQ FT



Second Floor

CARPET AREA
2663 SQ FT

WEST FACING UNIT



Ground Floor

SUPER BUILT-UP AREA
4349 SQ FT



First Floor

BUILT-UP AREA
3624 SQ FT



Second Floor

CARPET AREA
2622 SQ FT